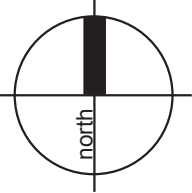


# SHORT ST MIXED USE DEVELOPMENT

JUNE 2020



LOCATION MAP



## Drawing Schedule

Name	Drawing Number	Revision
Cover Sheet	L000	B
Ground Floor Landscape Plan	L101	B
Podium Landscape Plan	L102	B
Design Precedent Images	L201	B
Indicative Plant Schedule On Ground	L301	B
Indicative Plant Schedule On Structure	L302	B

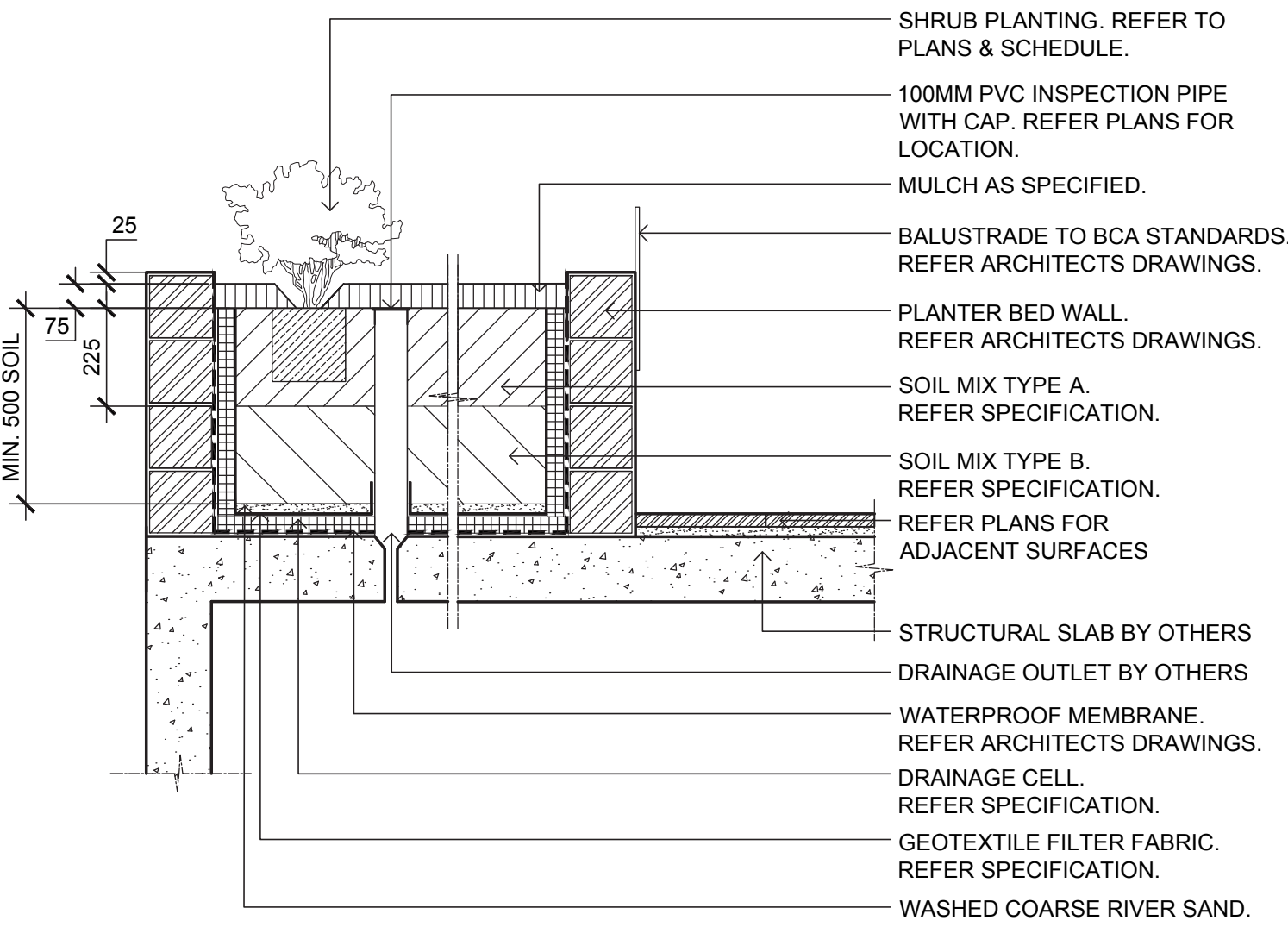
## Council Guidelines

Central Coast Council

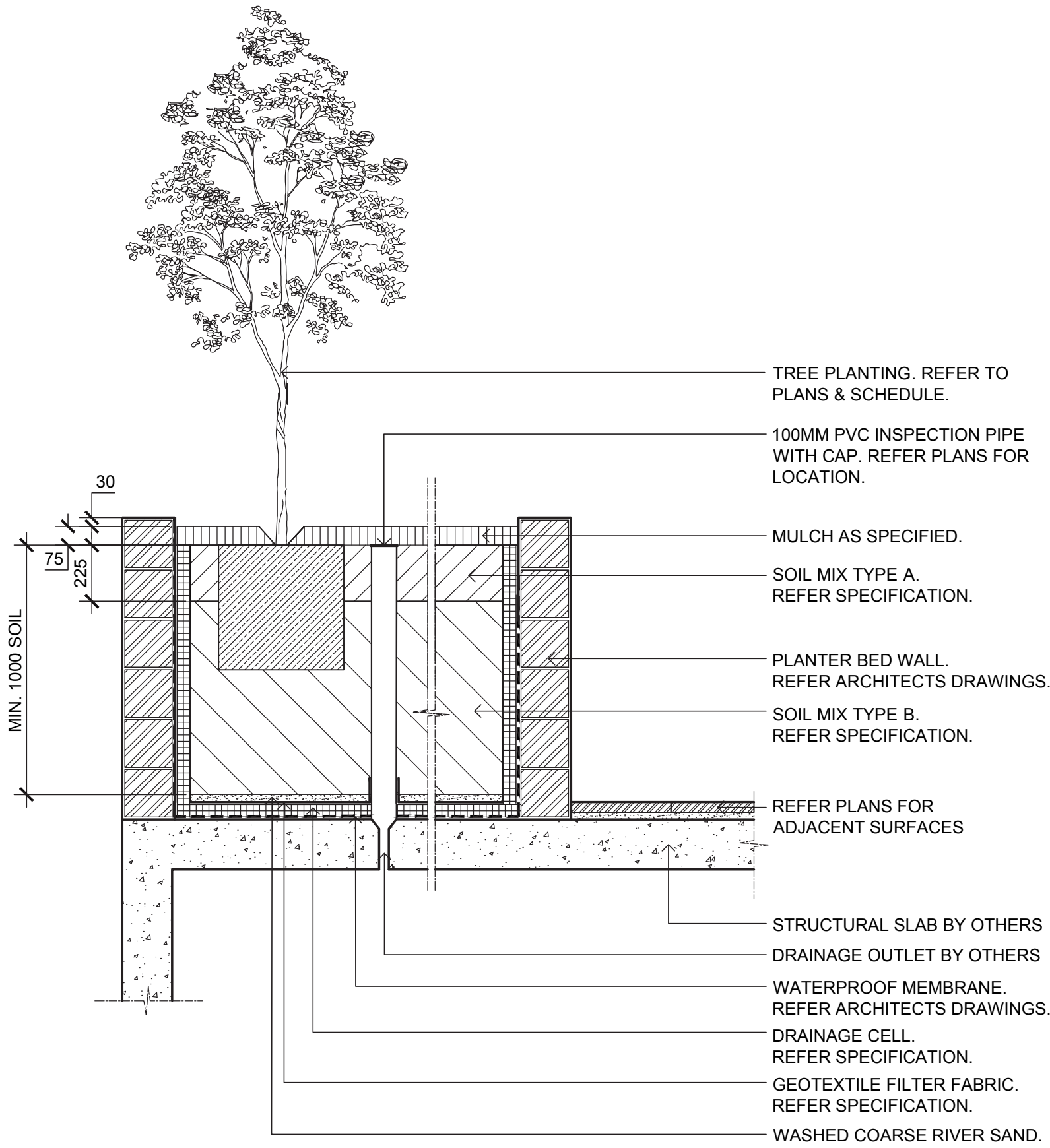
- Central Coast Council (Gosford) LEP 2014
- Central Coast Council (Gosford) DCP 2013 - Part 4.1.2.7
- Central Coast Council (Gosford) DCP 2013 - Part 4.1.2.8
- Central Coast Council (Gosford) DCP 2013 - Part 4.1.2.9
- SEPP Apartment Design Guide - Deep Soil Zones & Planting on Structure
- Darkinjung Local Aboriginal Land Council

## Site Calculations

Item	Area	Percentage
Total Site	4010m <sup>2</sup>	
Ground Floor Deep Soil	191.5m <sup>2</sup>	5%
Ground Floor Planting on Structure	141m <sup>2</sup>	3.5%
Podium Planting on Structure	947.6m <sup>2</sup>	
Podium Turf on Structure	222.5m <sup>2</sup>	



04 PLANTER BOX ON SUSPENDED SLAB - SHRUB PLANTING  
201 SCALE 1:20



05 PLANTER BOX ON SUSPENDED SLAB - TREE PLANTING  
201

## INDICATIVE LANDSCAPE DETAILS

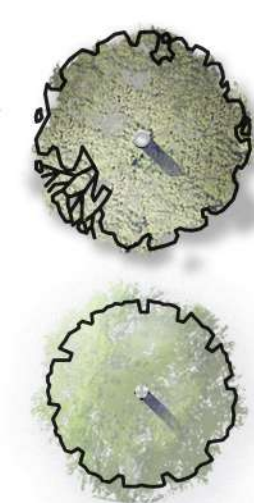


LEGEND

- Lot Boundary
- Building Line
- Line of Basement Under
- Kerb Line

- Paving Type 1  
Public Domain Unit Paving
- Paving Type 2  
Building Entry Unit Paving
- Paving Type 3  
Insitu Concrete Paving
- Paving Type 4  
Shared Pathway/Threshold Paving

- Raised Planter Wall  
Refer Detail & Architects Dwgs
- Bench Seat  
TBC
- Bin Enclosure  
To Councils Specification
- Bike Racks  
To Councils Specification



- Proposed Feature Tree  
Refer Detail & Schedule
- Proposed Street Tree  
Refer Detail & Schedule

- Palm & Accent Shrub Planting  
Refer Detail & Schedule
- Mass Grasses & Low Groundcovers  
Refer Detail & Schedule
- Proposed Relative Level  
RL 15.70



xeriscapes


1/28 Adelaide Street East Gosford NSW 2250  
115 King Street Newcastle NSW 2300  
P: 02 4302 0477 • ABN 12 129 231 269

PROJECT

SHORT ST MIXED USE DEVELOPMENT  
10 DENING ST THE ENTRANCE, NSW

DRAWING NAME

GROUND FLOOR  
LANDSCAPE PLAN



CLIENT	CENTRAL COAST COUNCIL	REVISION	B
PROJECT NO	19124	DATE	25.06.20
DRAWING NO	L101		
SCALE	1:400 @ A3 1:200 @ A1		



LEGEND

Lot Boundary

Building Line

Building Level or Roof Line Over

Kerb Line (Street Level Below)

Paving Type 1  
Common Open Space Paving

Paving Type 2  
Private Terrace/Courtyard Paving

Decking

Raised Planter on Slab  
Refer Detail & Architects Dwg

Bench Seat

Table & Bench Setting

Shade/Amenity Tree  
Refer Details & Schedule

Medium Size Tree  
Refer Details & Schedule

Small Feature Tree  
Refer Details & Schedule

Feature Palm Planting  
Refer Detail & Schedule

Screen Shrub Planting  
Refer Detail & Schedule

Mass Shrub Planting  
Refer Detail & Schedule

Grasses & Groundcovers  
Refer Detail & Schedule

xeriscapes

1/28 Adelaide Street East Gosford NSW 2250  
115 King Street Newcastle NSW 2300  
P: 02 4302 0477 • ABN 12 129 231 269

PROJECT

SHORT ST MIXED USE DEVELOPMENT  
10 DENING ST THE ENTRANCE, NSW

DRAWING NAME

PODIUM LANDSCAPE PLAN

CLIENT

PROJECT NO

DRAWING NO

SCALE

CENTRAL COAST COUNCIL

19124

L102

1:400 @ A3  
1:200 @ A1

REVISION B

DATE 25.06.20

0 1 2 4 6 10m





Plaza Furniture




Clear Tree Understorey



Bike Racks



Shade Tolerant Planting



Feature Paving Transition



Mass Shrub & Groundcover Planting



Through Site Public Link




Street Trees in Low Mass Planting



Retail Plaza Terrace



Shared Zone



Graded Steps

xeriscapes

1/28 Adelaide Street East Gosford NSW 2250  
115 King Street Newcastle NSW 2300  
P: 02 4302 0477 • ABN 12 129 231 269

PROJECT

SHORT ST MIXED USE DEVELOPMENT  
10 DENING ST THE ENTRANCE, NSW

DRAWING NAME

DESIGN PRECEDENT IMAGES

CLIENT CENTRAL COAST COUNCIL

PROJECT NO 19124

DRAWING NO L201

SCALE NA



REVISION B

DATE 25.06.20



Image	Botanical Name	Common Name	Mature Height (m.)	Mature Spread (m.)	Pot Size	Comments	Soil Types *
<b>Street Trees</b>							
01	<i>Backhousia citriodora</i>	Lemon Myrtle	5-10	2-5	75L	Stakes and ties	S C L
	<i>Cupaniopsis anacardioides</i>	Tuckeroo	8	7	75L	Stakes and ties	S C L
02	<i>Waterhousia floribunda</i> 'Sweeper'	Weeping Lilly Pilly	10	7	75L	Stakes and ties	S L
<b>Shade Amenity Trees</b>							
03	<i>Alloxylon flammenum</i>	Tree Waratah	15	6-8	75L	Stakes and ties	S C L
	<i>Brachychiton acerifolius</i>	Illawarra Flame Tree	15	5	75L	Stakes and ties	S C L
	<i>Waterhousia floribunda</i> 'Sweeper'	Weeping Lilly Pilly	10	7	75L	Stakes and ties	S C L
<b>Small Feature Trees</b>							
04	<i>Corymbia ficifolia</i> 'Orange Splendour'	Dwarf Flowering Gum	6	4-6	45L	Stakes and ties	S L
05	<i>Elaeocarpus reticulatus</i>	Blueberry Ash	10	5-8	45L	Stakes and ties	S C L
06	<i>Tristaniopsis</i> 'Luscious'	Luscious Water Gum	8	5	75L	Stakes and ties	S L
<b>Deciduous Trees</b>							
07	<i>Lagerstroemia indica</i> x <i>L. fauriei</i>	Crepe Myrtle	5	3-4	75L	Stakes and ties	S C L
08	<i>Pyrus calleryana</i> 'Capital'	Capital Pear	10	3	75L	Stakes and ties	S C L
<b>Tall Screen Shrubs &gt; 1.5m</b>							
09	<i>Banksia robur</i>	Swamp Banksia	2	2	300mm		S C L
	<i>Grevillea</i> 'Honey Gem'	Spider Flower Grevillea	4	3	300mm		S C L
	<i>Leucospermum cordifolium</i> 'Scarlet Ribbon'	Scarlet Ribbon	2	1.5	300mm		L S
11	<i>Syzgium australe</i> 'Straight & Narrow'	Narrow Lilly Pilly	5-8	1-1.5	300mm		S C L
12	<i>Viburnum odoratissimum</i>	Dense Fence	2.5	2	300mm		S C L
<b>Shrubs &lt; 1.5m</b>							
	<i>Callistemon</i> 'Better John'	Better John Bottlebrush	1.2	0.9	200mm		S C L
	<i>Grevillea</i> 'Crimson Villa'	Crimson Villa	0.7	0.7	200mm		S C L
13	<i>Raphiolepis indica</i> 'Apple Blossom'	Apple Blossom Hawthorn	1	1	200mm		S C L
14	<i>Westringia fruticosa</i> 'Zena'	Westringia 'Zena'	1.2	1.2	200mm		S C L
<b>Mass Planted Groundcovers</b>							
	<i>Alternanthera dentata</i> 'Little Ruby'	Littly Ruby	0.5	0.5	140mm		S C L
15	<i>Convolvulus cneorum</i>	Silver Bush	0.5	1	140mm		S C L
	<i>Dianella caerulea</i> 'Little Jess'	Little Jess Flax Lily	0.4	0.4	140mm		
16	<i>Dichondra repens</i>	Kidney Weed	0.1	1.5	140mm		
17	<i>Liriope muscari</i> 'Isabella'	Isabella Fine Leaf Liriope	0.4	0.5	140mm		
	<i>Myoporum parvifolium</i> 'Yareena'	Yareena Creeping Boobialla	0.1	1	140mm		
18	<i>Neomarica gracilis</i>	Walking Iris	0.5	0.5	140mm		
	<i>Poa labillardieri</i> 'Kingsdale'	Blue Tussock Grass	0.45	0.45	140mm		
19	<i>Westringia</i> 'Mundi'	Westringia 'Mundi'	0.6	1.5	140mm		
<b>Low Border Planting</b>							
	<i>Carex albula</i> 'Frosted Curly'	New Zealand Hair Sedge	0.6	0.6	140mm		
21	<i>Chrysocephalum apiculatum</i> 'Desert Flame'	Yellow Buttons	0.5	0.3	140mm		
22	<i>Lomandra labill</i>	Evergreen Baby	0.45	0.45	140mm		
	<i>Stachys byzantina</i>	Lambs Ears	0.5	0.5	140mm		
	<i>Viola hederacea</i>	Native Violet	0.1	0.3	140mm		
<b>Cascading Planting</b>							
	<i>Casuarina glauca</i> 'Cousin It'	Cousin It	0.3	1	140mm		
	<i>Hardenbergia violacea</i> 'Meema'	Meema Snake Vine	0.5	2	140mm		
	<i>Rosmarinus officinalis</i> 'Blue Lagoon'	Blue Lagoon Rosemary	0.3	1	140mm		
<b>Shade Tolerant Planting</b>							
23	<i>Asplenium australasicum</i>	Birds Nest Fern	1	1	140mm		
	<i>Blechnum nudum</i>	Fishbone Water Fern	0.7	0.5	140mm		
	<i>Macrozamia communis</i>	Burrawang	1	1.5	140mm		
24	<i>Philodendron</i> 'Xanadu'	Xanadu Dwarf Philodendron	0.8	0.8	140mm		
	<i>Pteris tremula</i>	Tender Brake	1	0.8	140mm		
<b>Climbers</b>							
25	<i>Cissus antarctica</i>	Kangaroo Vine	6		140mm		
	<i>Pandorea jasminoides</i>	Bower of Beauty	5		140mm		
	<i>Pyrostegia venusta</i>	Orange Trumpet Vine	10		140mm		

\*Soil Types  
(S) Sandy, (C) Clay, (L) Loamy Soils



xeriscapes

1/28 Adelaide Street East Gosford NSW 2250  
115 King Street Newcastle NSW 2300  
P: 02 4302 0477 • ABN 12 129 231 269

PROJECT

SHORT ST MIXED USE DEVELOPMENT  
10 DENING ST THE ENTRANCE, NSW

DRAWING NAME

INDICATIVE PLANT SCHEDULE  
ON GROUND

CLIENT

CENTRAL COAST COUNCIL

REVISION B

PROJECT NO 19124

DATE 25.06.20

DRAWING NO L000

SCALE NA



Image / Key	Botanical Name	Common Name	Mature Height (m.)	Mature Spread (m.)	Pot Size	Comments
Feature Trees						
01	<i>Acacia stenophylla</i>	Shoe String Acacia	6	4	45L	
	<i>Brachychiton rupestris</i>	Bottle Tree	5-6	4	45L	
02	<i>Draceana draco</i>	Dragon tree	5	6	45L	
03	<i>Eucalyptus caesia</i>	Silver Princess	6	3	45L	
Shrubs						
04	<i>Anigozanthos flavidus</i>	Kangaroo Paw	2	1.5	200mm	
05	<i>Beschorneria yuccoides</i>	Mexican Lily	1.5	1.5	200mm	
	<i>Dasyliirion wheeleri</i>	Desert Spoon	1.5	1	300mm	
06	<i>Euphorbia characias</i> subsp. <i>wulfenii</i>	Mediterranean Spurge	1.5	2	300mm	
07	<i>Eremophila subfloccosa</i>	Felted Emu Bush	1	1	200mm	
08	<i>Westringia fruticosa</i> 'Mundi'	Coastal Rosemary	1.5	1	200mm	
Grasses						
09	<i>Carex comans</i> 'Frosted Curls'	Hairy Sedge	.6	.1	200mm	
10	<i>Ficinia nodosa</i>	Knobby Club Rush	.8	.7	200mm	
	<i>Festuca glauca</i>	Blue Fescue	.5	.5	140mm	
Succulents						
	<i>Aloe</i> ssp.	Aloe Vera	0.6	1	140mm	
11	<i>Aloe</i> Hybrid 'LEO 0002' 'Big Red'	Aloe 'Big Red'	1.5	1	300mm	
12	<i>Agave</i> 'Blue Flame'	Blue Flame Agave	0.9	1.2	200mm	
13	<i>Carpobrotus glaucescens</i>	Pigface	0.1	1.5	140mm	
14	<i>Crassula</i> 'Blue Bird'	Blue Bird Jade	0.3	0.3	140mm	
	<i>Drosanthemum hispidum</i>	Miniature Pig Face	0.2	1	140mm	
15	<i>Echeveria</i> 'Blue Curls'	Echeveria	0.5	0.2	140mm	
16	<i>Kalanchoe bracteata</i>	Silver Spoons	1	1	140mm	
	<i>Kalanchoe tomentosa</i>	Panda Plant	0.6	0.3	140mm	
17	<i>Sedum</i> 'Matrona'	Stonecrop	0.5	0.5	200mm	
	<i>Senecio serpens</i>	Blue Chalksticks	0.25	0.6	140mm	
18	<i>Senecio talinoides</i> 'Icesticks'	Blue Icesticks	.4	.6	140mm	
Mass Planted Groundcovers						
19	<i>Casuarina glauca</i>	Cousin it	0.2	1.5	200mm	
	<i>Dichondra repens</i>	Kidney Weed	0.1	0.5	140mm	
	<i>Dichondra argentea</i> 'Silver Falls'	Dichondra Silver Falls'	.6	1	140mm	
	<i>Drosanthemum Hispidum</i>	Miniature Pigface	.1	1	140mm	
	<i>Helichrysum cooperi</i>	Yellow Everlasting	0.2	0.6	200mm	
20	<i>Helichrysum petiolare</i>	Licorice Plant	0.6	1	200mm	
21	<i>Leucophyta brownii</i> 'Moonshine'	Cushion Bush	.5	.5	300mm	
22	<i>Myoporum parvifolium</i>	Creeping Myoporum	.2	1.5	300mm	
	<i>Rhagodia spinescens</i>	Spiny Saltbush	1	2	300mm	
23	<i>Santolina chamaecyparissus</i>	Lavender Cotton	0.6	0.3	200mm	
Climbing & Cascading						
24	<i>Dichondra repens</i>	Dichondra 'Silver Falls'	.6	1	140mm	
25	<i>Russelia equisetiformis</i>	Red Fountain Plant	1.5	2	200mm	
	<i>Russelia equisetiformis</i> <i>lutea</i>	Yellow Fountain Plant	1.5	2	200mm	

